

FENTANYL HOME RAPID TEST KIT INSTRUCTIONS

FUO
Forensic Use Only

KIT CONTENTS:

- 3 Individually Wrapped Drug Test Kit

INTENDED USE:

Home Urine Drug Test is a rapid qualitative immunoassay. This CLIA Waived device provides preliminary results only for the detection of potential abuse of one or more drugs. This test is for in vitro diagnostic use and approved for over the counter use. This is not a screening device to monitor prescription medication. A more specific, alternative chemical method must be used to obtain a confirmed analytical result. Gas Chromatography/Mass Spectrometry (GC/MS) and High Performance Liquid Chromatography (HPLC) are the preferred confirmation methods for most drugs in urine. Clinical consideration and professional judgment should be applied to any drug test result.

IMPORTANT INFORMATION!

PRECAUTIONS:

- Follow instructions exactly to obtain accurate results.
- Keep device in the sealed pouch until use.
- Do not use an expired device.
- Do not reuse the device.

STORAGE:

- Store the kit at room temperature 15-30°C (59-86°F).
- Do not freeze the test kit. Do not expose the test kit to temperatures over 30°C (86°F)

SAMPLE COLLECTION AND HANDLING:

- Do not open the pouch until ready to perform the test.
- Remove the contents from the box.
- Remove the cup from the pouch.
- Use fresh urine to perform the test.

INTERPRETATION OF RESULTS:

- Read one strip at a time.
- Do not compare color, lightness or darkness of one line to another between test strips.
- Do not read the results before 5 minutes or after 10 minutes to prevent false interpretation of the results.

TEST PROCEDURE

1



Collect urine sample

2



Securely seal the cup's lid

3



Read the test results within 5-10 minutes

INTERPRETATION OF RESULTS

The test strip is labeled with an abbreviation. For example, "THC" stands for Marijuana.

The area next to the window labeled "C" is the control region. The area labeled "T" is the test region. The C line should appear within 10 minutes. If no C line appears within 10 minutes on a test strip, the test result is invalid. If the C line appears after 10 minutes; the test strip is invalid.



NEGATIVE: When a visible line appears for both the Control (C) and Test (T) area. Note: Even a very faint line in the T area indicates a negative result.



PRELIMINARY POSITIVE: When there is a visible line in the control (C) area and no visible line in the test (T) area.



INVALID: When there is no visible line in the (C) area and a visible line in the (T) area. When there is no visible line in neither the (C) or (T) area.

For positive results: This instant test only provides a qualitative, preliminary result. If one or more strips are preliminary positive we recommend sending the urine sample to our lab for confirmation testing.

**LET'S
GO
TESTING >>>**

HOME RAPID TEST KIT

TEST WITH DIFFERENT SUBSTANCES

Pills – Heroin – Cocaine


FUO

Forensic Use Only


YOU WILL NEED:



A portion of the drug you will need to test.




Pure Water



Clean Container

PROCESS



Grind up a portion of the drug to be tested inside the clean container.



Add pure water
Ideally it will be one-part of the drug to five parts of water.



Mix


TEST

1. Open the box with the test strips.
2. Inside you will find three envelopes with one test each one.
3. Each one of the tests has the necessary information for its correct use. In the upper part is the name of the drug, in the middle part is the information to know if the test result, and in the lower part is the mark up to where the test should be covered with the substance.

1



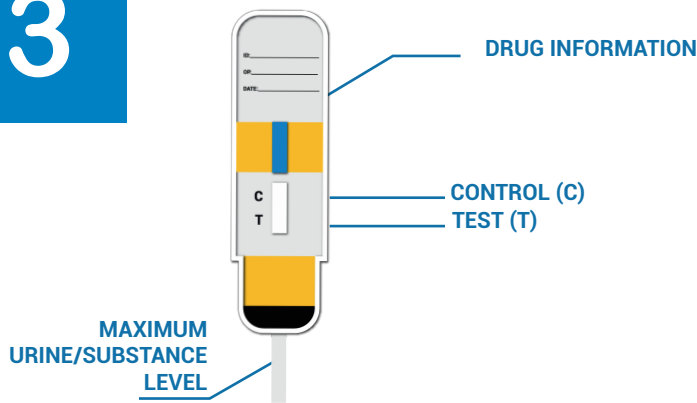
2



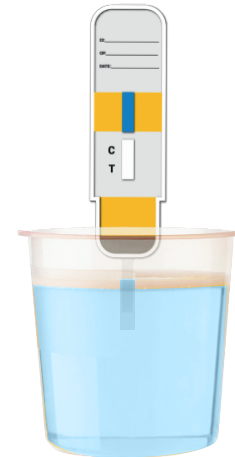
Open the box with the test strips.

Inside you will find three envelopes with one test each one.

3



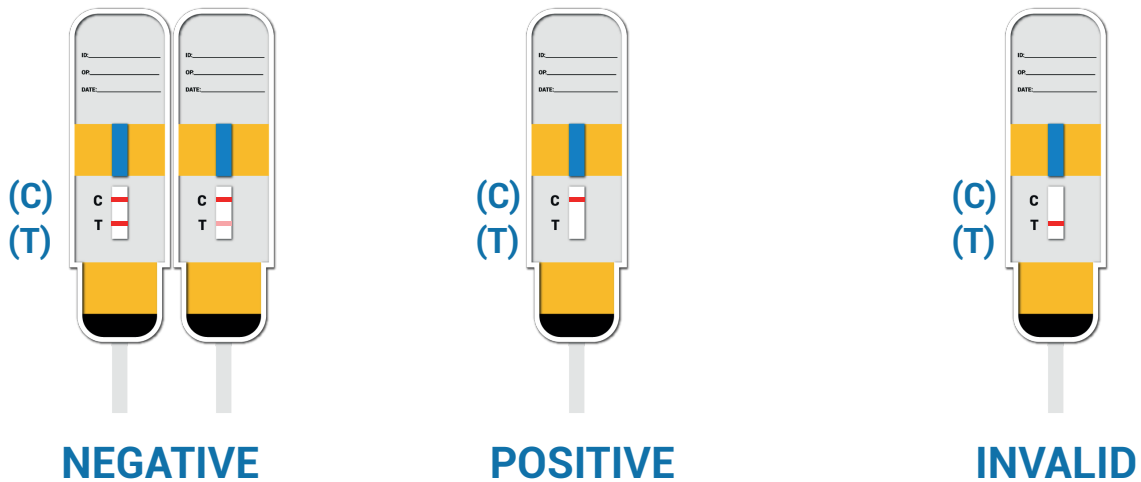
4



Each one of the tests has the necessary information for its correct use. In the upper part is the name of the drug, in the middle part is the information to know if the test result, and in the lower part is the mark up to where the test should be covered with the Substance or urine.

Fill a small glass with the substance or urine beforehand. Insert the test up to the indicated mark for 15 seconds and wait 2 minutes.

5



The results are displayed as follows.